

# Templeton Foreign VIP Fund, Class 2

**Benchmark**

MSCI ACWI Ex USA NR USD

**Overall Morningstar Rating™**

★★

Out of 297 Foreign Large Value funds. **An investment's overall Morningstar Rating, based on its risk-adjusted return, is a weighted average of its applicable 3-, 5-, and 10-year Ratings. See disclosure for details.**

**Morningstar Return**

Below Average

**Morningstar Risk**

Average

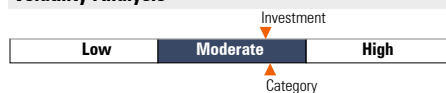
**Investment Strategy** from investment's prospectus

The investment seeks long-term capital growth.

The fund invests at least 80% of its net assets in investments of issuers located outside the U.S., including those in emerging markets. It invests predominantly in equity securities, primarily to predominantly in common stock. While there are no set percentage targets, the fund invests predominantly in large to medium capitalization companies and may invest a portion in smaller companies. The fund also invests in American, European and Global Depository Receipts. It may have significant positions in particular countries or sectors.

**Morningstar Category: Foreign Large Value**

Foreign large-value portfolios invest mainly in big international stocks that are less expensive or growing more slowly than other large-cap stocks. Most of these portfolios divide their assets among a dozen or more developed markets, including Japan, Britain, France, and Germany. These portfolios primarily invest in stocks that have market caps in the top 70% of each economically integrated market (such as Europe or Asia ex-Japan). Value is defined based on low valuations (low price ratios and high dividend yields) and slow growth (low growth rates for earnings, sales, book value, and cash flow). These portfolios typically will have less than 20% of assets invested in U.S. stocks.

**Volatility Analysis**


In the past, this investment has shown a relatively moderate range of price fluctuations relative to other investments. This investment may experience larger or smaller price declines or price increases depending on market conditions. Some of this risk may be offset by owning other investments with different portfolio makeups or investment strategies.

**Principal Risks**

Currency, Emerging Markets, Foreign Securities, Loss of Money, Not FDIC Insured, Country or Region, Value Investing, Active Management, Market/Market Volatility, Restricted/Illiquid Securities, Derivatives, Management, Portfolio Diversification, Small Cap, Mid-Cap

Please refer to the Principal Risk definitions on the following pages for more information.

**Operations**

Underlying Incep. Date 05-01-97  
 Advisor Templeton Investment Counsel LLC  
 SubAdvisor —

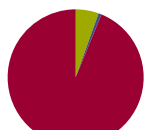
**Portfolio Manager(s)**


Team Managed

**Morningstar Proprietary Statistics**

	YTD	1 Year	3 Year	5 Year	10 Year
Morningstar Rating™	—	—	★	★	★★
Fund Rank Percentile	96	93	92	92	79
Out of # of Investments	351	344	297	249	162

**Portfolio Analysis**

Composition as of 06-30-19		% Assets	Statistics as of 06-30-19			
	U.S. Stocks	0.7	P/E Ratio	12.83	Rel Bmark	1.05
	Non-U.S. Stocks	93.8	P/B Ratio	1.02	0.65	0.86
	Bonds	0.0	P/C Ratio	6.58	0.71	0.94
	Cash	5.5	GeoAvgCap (\$mil)	34,524.48	0.31	1.28
	Other	0.0				

Morningstar Equity Style Box™ as of 06-30-19		% Mkt Cap
	Giant	46.92
	Large	36.22
	Medium	14.61
	Small	2.26
	Micro	0.00

Top 10 Holdings as of 06-30-19		% Assets
Franklin IFT Money Market	4.75	
Samsung Electronics Co Ltd	4.12	
BP PLC	3.34	
Standard Chartered PLC	3.29	
Roche Holding AG Dividend Right Cert.	3.06	
BNP Paribas	2.99	
Royal Dutch Shell PLC B	2.99	
Wheaton Precious Metals Corp	2.66	
KB Financial Group Inc ADR	2.60	
Sanofi SA	2.42	

Total Number of Stock Holdings	72
Total Number of Bond Holdings	0
Annual Turnover Ratio %	21.38
Total Fund Assets (\$mil)	1,230.98

Total Fund Assets is the net aggregated market value of all of the securities in all share classes of the portfolio.

**Fees and Expenses**

Prospectus Net Expense Ratio	1.08%
Prospectus Gross Expense Ratio	1.10%
12b-1 Fee	0.25%

Waiver Data	Type	Exp. Date	%
ExpenseRatio	Contractual	04-30-20	0.02

The issuing insurance company may receive a portion of the current expense ratio from the Fund adviser for Administrative Services. Refer to your prospectus for a complete list of additional policy and rider fees and expenses.

Risk Measures as of 09-30-19		Port Avg	Rel Bmark	Rel Cat
3 Yr Std Dev	12.06	1.05	1.07	
3 Yr Beta	1.00	—	1.03	
3 Yr Sharpe Ratio	0.04	0.09	0.15	
3 Yr Alpha	-4.65	—	2.35	
3 Yr R-squared	90.12	—	0.93	

Morningstar World Regions as of 06-30-19		% Fund
Americas	7.72	
North America	5.95	
Latin America	1.78	
Greater Europe	52.72	
United Kingdom	19.19	
Europe Developed	32.33	
Europe Emerging	0.00	
Africa/Middle East	1.19	
Greater Asia	39.56	
Japan	13.01	
Australasia	0.00	
Asia Developed	15.41	
Asia Emerging	11.13	

Fund holdings and regions change daily, may differ from those shown and should not be considered a recommendation to buy or sell securities.

**Notes**

Neither Franklin Templeton Variable Insurance Products Trust nor Morningstar, Inc. is an affiliate of the issuing insurance company.

NOT A DEPOSIT. NOT GUARANTEED. MAY LOSE VALUE.

# Disclosure

## Benchmark: MSCI ACWI Ex USA NR USD

The index measures the performance of the large and mid cap segments of the particular regions, excluding USA equity securities, including developed and emerging market. It is free float-adjusted market-capitalization weighted.

## Morningstar Rating™

The Morningstar Rating™ for funds, or "star rating", is calculated for managed products (including mutual funds, variable annuity and variable life subaccounts, exchange-traded funds, closed-end funds, and separate accounts) with at least a three-year history. Exchange-traded funds and open-ended mutual funds are considered a single population for comparative purposes. It is calculated based on a Morningstar Risk-Adjusted Return measure that accounts for variation in a managed product's monthly excess performance, placing more emphasis on downward variations and rewarding consistent performance. The Morningstar Rating does not include any adjustment for sales loads. The top 10% of products in each product category receive 5 stars, the next 22.5% receive 4 stars, the next 35% receive 3 stars, the next 22.5% receive 2 stars, and the bottom 10% receive 1 star. The Overall Morningstar Rating for a managed product is derived from a weighted average of the performance figures associated with its three-, five-, and 10-year (if applicable) Morningstar Rating metrics. The weights are: 100% three-year rating for 36-59 months of total returns, 60% five-year rating/40% three-year rating for 60-119 months of total returns, and 50% 10-year rating/30% five-year rating/20% three-year rating for 120 or more months of total returns. While the 10-year overall star rating formula seems to give the most weight to the 10-year period, the most recent three-year period actually has the greatest impact because it is included in all three rating periods.

## Morningstar Return

The Morningstar Return rates a fund's performance relative to other managed products in its Morningstar Category. It is an assessment of a product's excess return over a risk-free rate (the return of the 90-day Treasury Bill) in comparison with the products in its Morningstar category. In each Morningstar category, the top 10% of products earn a High Morningstar Return (High), the next 22.5% Above Average (+Avg), the middle 35% Average (Avg), the next 22.5% Below Average (-Avg), and the bottom 10% Low (Low). Morningstar Return is measured for up to three time periods (three, five, and 10 years). These separate measures are then weighted and averaged to produce an overall measure for the product. Products with less than three years of performance history are not rated.

## Morningstar Risk

Morningstar Risk evaluates a fund's downside volatility relative to that of other products in its Morningstar Category. It is an assessment of the variations in monthly returns, with an emphasis on downside variations, in comparison with the products in its Morningstar category. In each Morningstar category, the 10% of products with the lowest measured risk are described as Low Risk (Low), the next 22.5% Below Average (-Avg), the middle 35% Average (Avg), the next 22.5% Above Average (+Avg), and the top 10% High (High). Morningstar Risk is measured for up to three time periods (three, five, and 10 years). These separate measures are then

weighted and averaged to produce an overall measure for the product. Products with less than three years of performance history are not rated.

## Morningstar Category

Morningstar assigns categories to separate accounts portfolios. Portfolios are placed in a given category based on their average holdings statistics over the past three years. Morningstar's editorial team also reviews and approves all category assignments. If the portfolio is new and has no history, Morningstar estimates where it will fall before giving it a more permanent category assignment. When necessary, Morningstar may change a category assignment based on recent changes to the portfolio. In the United States, Morningstar supports 110 categories.

## Principal Risk Definitions:

### Currency

Investments in securities traded in foreign currencies or more directly in foreign currencies are subject to the risk that the foreign currency will decline in value relative to the U.S. dollar, which may reduce the value of the portfolio. Investments in currency hedging positions are subject to the risk that the value of the U.S. dollar will decline relative to the currency being hedged, which may result in a loss of money on the investment as well as the position designed to act as a hedge. Cross-currency hedging strategies and active currency positions may increase currency risk because actual currency exposure may be substantially different from that suggested by the portfolio's holdings.

### Emerging Markets

Investments in emerging- and frontier-markets securities may be subject to greater market, credit, currency, liquidity, legal, political, and other risks compared with assets invested in developed foreign countries.

### Foreign Securities

Investments in foreign securities may be subject to increased volatility as the value of these securities can change more rapidly and extremely than can the value of U.S. securities. Foreign securities are subject to increased issuer risk because foreign issuers may not experience the same degree of regulation as U.S. issuers do and are held to different reporting, accounting, and auditing standards. In addition, foreign securities are subject to increased costs because there are generally higher commission rates on transactions, transfer taxes, higher custodial costs, and the potential for foreign tax charges on dividend and interest payments. Many foreign markets are relatively small, and securities issued in less-developed countries face the risks of nationalization, expropriation or confiscatory taxation, and adverse changes in investment or exchange control regulations, including suspension of the ability to transfer currency from a country. Economic, political, social, or diplomatic developments can also negatively impact performance.

### Loss of Money

Because the investment's market value may fluctuate up and down, an investor may lose money, including part of the principal, when he or she buys or sells the investment.

## Not FDIC Insured

The investment is not a deposit or obligation of, or guaranteed or endorsed by, any bank and is not insured by the Federal Deposit Insurance Corporation, the Federal Reserve Board, or any other U.S. governmental agency.

## Country or Region

Investments in securities from a particular country or region may be subject to the risk of adverse social, political, regulatory, or economic events occurring in that country or region. Country- or region-specific risks also include the risk that adverse securities markets or exchange rates may impact the value of securities from those areas.

## Value Investing

Value securities may be subject to the risk that these securities cannot overcome the adverse factors the advisor believes are responsible for their low price or that the market may not recognize their fundamental value as the advisor predicted. Value securities are not expected to experience significant earnings growth and may underperform growth stocks in certain markets.

## Active Management

The investment is actively managed and subject to the risk that the advisor's usage of investment techniques and risk analyses to make investment decisions fails to perform as expected, which may cause the portfolio to lose value or underperform investments with similar objectives and strategies or the market in general.

## Market/Market Volatility

The market value of the portfolio's securities may fall rapidly or unpredictably because of changing economic, political, or market conditions, which may reduce the value of the portfolio.

## Restricted/Illiquid Securities

Restricted and illiquid securities may fall in price because of an inability to sell the securities when desired. Investing in restricted securities may subject the portfolio to higher costs and liquidity risk.

## Derivatives

Investments in derivatives may be subject to the risk that the advisor does not correctly predict the movement of the underlying security, interest rate, market index, or other financial asset, or that the value of the derivative does not correlate perfectly with either the overall market or the underlying asset from which the derivative's value is derived. Because derivatives usually involve a small investment relative to the magnitude of liquidity and other risks assumed, the resulting gain or loss from the transaction will be disproportionately magnified. These investments may result in a loss if the counterparty to the transaction does not perform as promised.

## Management

Performance is subject to the risk that the advisor's asset allocation and investment strategies do not perform as expected, which may cause the portfolio to underperform its benchmark, other investments with similar objectives, or the market in general. The investment is subject to the risk of

# Disclosure

loss of income and capital invested, and the advisor does not guarantee its value, performance, or any particular rate of return.

## Portfolio Diversification

Investments that concentrate their assets in a relatively small number of issuers, or in the securities of issuers in a particular market, industry, sector, country, or asset class, may be subject to greater risk of loss than is a more widely diversified investment.

## Small Cap

Concentrating assets in small-capitalization stocks may subject the portfolio to the risk that those stocks underperform other capitalizations or the market as a whole. Smaller, less-seasoned companies may be subject to increased liquidity risk compared with mid- and large-cap companies and may experience greater price volatility than do those securities because of limited product lines, management experience, market share, or financial resources, among other factors.

## Mid-Cap

Concentrating assets in mid-capitalization stocks may subject the portfolio to the risk that those stocks underperform other capitalizations or the market as a whole. Mid-cap companies may be subject to increased liquidity risk compared with large-cap companies and may experience greater price volatility than do those securities because of more-limited product lines or financial resources, among other factors.

## Investment Risk:

*Foreign Securities Funds/Emerging Markets Funds:* The investor should note that funds that invest in foreign securities involve special additional risks. These risks include, but are not limited to, currency risk, political risk, and risk associated with varying accounting standards. Investing in emerging markets may accentuate these risks.

*Sector Funds:* The investor should note that funds that invest exclusively in one sector or industry involve additional risks. The lack of industry diversification subjects the investor to increased industry-specific risks.

*Non-Diversified Funds:* The investor should note that funds that invest more of their assets in a single issuer involve additional risks, including share price fluctuations, because of the increased concentration of investments.

*Small Cap Funds:* The investor should note that funds that invest in stocks of small companies involve additional risks. Smaller companies typically have a higher risk of failure, and are not as well established as larger blue-chip companies. Historically, smaller-company stocks have experienced a greater degree of market volatility than the overall market average.

*Mid Cap Funds:* The investor should note that funds that invest in companies with market capitalizations below \$10 billion involve additional risks. The securities of these companies may be more volatile and less liquid than the securities of larger companies.

*High-Yield Bond Funds:* The investor should note that funds that invest in lower-rated debt securities (commonly referred to as junk bonds) involve additional risks because of the lower credit quality of the securities in the portfolio. The investor should be aware of the possible higher level of volatility, and

increased risk of default.

*Tax-Free Municipal Bond Funds:* The investor should note that the income from tax-free municipal bond funds may be subject to state and local taxation and the Alternative Minimum Tax.

## Morningstar Style Box™

The Morningstar Style Box™ reveals a fund's investment style as of the date noted on this report.

For equity funds the vertical axis shows the market capitalization of the long stocks owned and the horizontal axis shows investment style (value, blend, or growth).

For fixed-income funds, the vertical axis shows the credit quality of the long bonds owned and the horizontal axis shows interest rate sensitivity as measured by a bond's effective duration. Morningstar seeks credit rating information from fund companies on a periodic basis (e.g., quarterly). In compiling credit rating information Morningstar accepts credit ratings reported by fund companies that have been issued by all Nationally Recognized Statistical Rating Organizations (NRSROs). For a list of all NRSROs, please visit <http://www.sec.gov/divisions/marketreg/ratingagency.htm>.

Additionally, Morningstar accepts foreign credit ratings from widely recognized or registered rating agencies. If two rating organizations/agencies have rated a security, fund companies are to report the lower rating; if three or more organizations/agencies have rated a security, fund companies are to report the median rating, and in cases where there are more than two organization/agency ratings and a median rating does not exist, fund companies are to use the lower of the two middle ratings. PLEASE NOTE: Morningstar, Inc. is not itself an NRSRO nor does it issue a credit rating on the fund. An NRSRO or rating agency ratings can change from time-to-time.

For credit quality, Morningstar combines the credit rating information provided by the fund companies with an average default rate calculation to come up with a weighted-average credit quality. The weighted-average credit quality is currently a letter that roughly corresponds to the scale used by a leading NRSRO. Bond funds are assigned a style box placement of "low", "medium", or "high" based on their average credit quality. Funds with a low credit quality are those whose weighted-average credit quality is determined to be less than "BBB-"; medium are those less than "AA-", but greater or equal to "BBB-"; and high are those with a weighted-average credit quality of "AA-" or higher. When classifying a bond portfolio, Morningstar first maps the NRSRO credit ratings of the underlying holdings to their respective default rates (as determined by Morningstar's analysis of actual historical default rates). Morningstar then averages these default rates to determine the average default rate for the entire bond fund. Finally, Morningstar maps this average default rate to its corresponding credit rating along a convex curve.

For interest-rate sensitivity, Morningstar obtains from fund companies the average effective duration. Generally, Morningstar classifies a fixed-income fund's interest-rate sensitivity based on the effective duration of the Morningstar Core Bond Index (MCBI), which is currently three years. The classification of Limited will be assigned to those funds whose average effective duration is between 25% to 75% of MCBI's average effective duration; funds whose average effective duration is between 75% to 125% of the MCBI will

be classified as Moderate; and those that are at 125% or greater of the average effective duration of the MCBI will be classified as Extensive.

For municipal bond funds, Morningstar also obtains from fund companies the average effective duration. In these cases static breakpoints are utilized. These breakpoints are as follows: (i) Limited: 4.5 years or less; (ii) Moderate: more than 4.5 years but less than 7 years; and (iii) Extensive: more than 7 years. In addition, for non-US taxable and non-US domiciled fixed income funds static duration breakpoints are used: (i) Limited: less than or equal to 3.5 years; (ii) Moderate: greater than 3.5 and less than or equal to 6 years; (iii) Extensive: greater than 6 years.

## Prospectus Net Expense Ratio

The percentage of fund assets, net of reimbursements, used to pay for operating expenses and management fees, including 12b-1 fees, administrative fees, and all other asset-based costs incurred by the fund, except brokerage costs. Fund expenses are reflected in the fund's NAV. Sales charges are not included in the expense ratio.

## Prospectus Gross Expense Ratio

The percentage of fund assets used to pay for operating expenses and management fees, including 12b-1 fees, administrative fees, and all other asset-based costs incurred by the fund, except brokerage costs. Fund expenses are reflected in the fund's NAV. Sales charges are not included in the expense ratio.

## 12b-1 Fee

The maximum annual charge deducted from fund assets to pay for distribution and marketing costs. Although usually set on a percentage basis, this amount will occasionally be a flat figure. Only active 12b-1 plans are represented here. This information is taken directly from the fund's prospectus. (Morningstar lists the maximum amount.)

## Portfolio Statistic Definitions

*P/E Ratio* Price/Earnings (P/E) Ratio is a stock's current price divided by the company's trailing 12-month earnings per share.

*P/B Ratio* Price/Book (P/B) Ratio is the weighted average of the price/book ratios of all the stocks in a portfolio.

*P/C Ratio* Price/Cash (P/C) Ratio represents the weighted average of the price/cash-flow ratios of the stocks in a portfolio.

*GeoAvgCap* Geometric Average Cap is the geometric mean of the market capitalization for all of the stocks the portfolio owned.

## Risk Measures

Standard deviation is a statistical measure of the volatility of the fund's returns.

Beta is a measure of a fund's sensitivity to market movements. A portfolio with a beta greater than 1 is more volatile than the market, and a portfolio with a beta less than 1 is less volatile than the market.

Sharpe ratio uses standard deviation and excess return to determine reward per unit of risk.

Alpha measures the difference between a fund's actual returns and its expected performance, given its level of risk (as measured by beta).

# Disclosure

R-squared reflects the percentage of a fund's movements that are explained by movements in its benchmark index, showing the degree of correlation between the fund and the benchmark.

Ameritas Life Insurance Corp. ("Ameritas Life") currently issues variable products in approved states (Forms #6150 and 6200, variable annuities, and Forms #4003 and 4051, variable life insurance). This investment option may also be available to policy owners of previously issued variable products no longer offered for sale, including those previously issued by The Union Central Life Insurance Company (merged with and into Ameritas Life Insurance Corp. in 2014) and Ameritas Life Insurance Corp. of New York. Variable products underwritten by affiliate Ameritas Investment Corp.

***This portfolio update must be preceded or accompanied by variable product prospectuses from the issuing company. The prospectuses include more details, such as investment objectives, risks, limitations, charges and expenses. Read them carefully before you direct your investment. Variable products are subject to investment risk, including the possible loss of principal.***

This information is provided by Ameritas<sup>®</sup>, which is a marketing name for subsidiaries of Ameritas Mutual Holding Company, including, but not limited to: Ameritas Life Insurance Corp., 5900 O Street, Lincoln, Nebraska 68510; Ameritas Life Insurance Corp. of New York, (licensed in New York) 1350 Broadway, Suite 2201, New York, New York 10018; and Ameritas Investment Corp, member FINRA/SIPC. Each company is solely responsible for its own financial condition and contractual obligations. For more information about Ameritas<sup>®</sup>, visit [ameritas.com](http://ameritas.com).

Ameritas<sup>®</sup> and the bison design are registered service marks of Ameritas Life Insurance Corp. Fulfilling life<sup>®</sup> is a registered service mark of Ameritas Holding Company.

© 2019 Ameritas Mutual Holding Company