

# Morningstar Income and Growth ETF Asset Allocation Portfolio, Class

## II

### Benchmark

Morningstar Mod Con Tgt Risk TR USD

### Overall Morningstar Rating™

★★

Out of 497 Allocation--30% to 50% Equity funds. **An investment's overall Morningstar Rating, based on its risk-adjusted return, is a weighted average of its applicable 3-, 5-, and 10-year Ratings. See disclosure for details.**

### Morningstar Return

Below Average

### Morningstar Risk

Below Average

### Investment Strategy

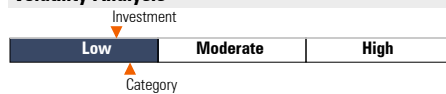
The investment seeks current income and capital appreciation.

The fund normally invests at least 80% of its net assets plus the amount of any borrowings for investment purposes, in securities of exchange-traded funds. The advisor typically expects to allocate its investments in Underlying ETFs such that 60% of such allocation is invested in Underlying ETFs that invest primarily in fixed-income securities and money market instruments and approximately 40% of such allocation is invested in Underlying ETFs that invest primarily in equity securities, and may include other investments such as commodities and commodity futures. The fund is non-diversified.

### Morningstar Category: Allocation--30% to 50% Equity

Funds in allocation categories seek to provide both income and capital appreciation by investing in multiple asset classes, including stocks, bonds, and cash. These portfolios are dominated by domestic holdings and have equity exposures between 30% and 50%.

### Volatility Analysis



In the past, this investment has shown a relatively small range of price fluctuations relative to other investments. Based on this measure, currently more than two-thirds of all investments have shown higher levels of risk. Consequently, this investment may appeal to investors looking for a conservative investment strategy.

### Principal Risks

Loss of Money, Not FDIC Insured, Nondiversification, ETF, Industry and Sector Investing, Underlying Fund/Fund of Funds, Derivatives, Fixed-Income Securities, Shareholder Activity, ETN, Management

Please refer to the Principal Risk definitions on the following pages for more information.

### Operations

Underlying Incep. Date	04-30-07
Advisor	ALPS Advisors Inc
SubAdvisor	Morningstar Investment Management LLC

### Portfolio Manager(s)


Team Managed

### Morningstar Proprietary Statistics

	YTD	1 Year	3 Year	5 Year	10 Year
Morningstar Rating™	—	—	★★	★★★	★★
Fund Rank Percentile	90	59	76	65	91
Out of # of Investments	565	561	497	402	267

### Portfolio Analysis

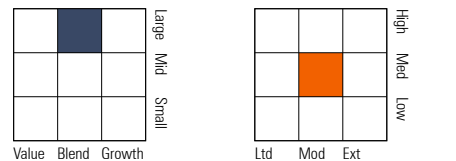
#### Composition as of 08-31-19



#### Statistics as of 08-31-19

	Port Avg	Rel Bmark	Rel Cat
P/E Ratio	16.09	0.97	0.94
P/B Ratio	1.87	0.94	0.88
P/C Ratio	10.18	0.98	0.99
GeoAvgCap (\$mil)	37,520.54	0.34	0.84

#### Morningstar Style Box™ as of 08-31-19(EQ) ; 08-31-19(F-I)



#### Top 10 Holdings as of 08-31-19

Investment	% Assets
Vanguard Total Bond Market ETF	24.59
Vanguard Short-Term Bond ETF	13.08
Vanguard Total Stock Market ETF	6.03
Vanguard FTSE Developed Markets ETF	5.52
Vanguard Mortgage-Backed Secs ETF	5.09
Vanguard FTSE Emerging Markets ETF	5.05
Vanguard Short-Term Corporate Bond ETF	4.58
VanEck Vectors JP Morgan EM LC Bd ETF	4.41
iShares Core S&P 500 ETF	4.00
Vanguard Value ETF	2.97

Total Number of Holdings	24
Annual Turnover Ratio %	35.00
Total Fund Assets (\$mil)	65.86

Total Fund Assets is the net aggregated market value of all of the securities in all share classes of the portfolio.

### Fees and Expenses

Prospectus Net Expense Ratio	0.93%
Prospectus Gross Expense Ratio	0.94%
12b-1 Fee	0.25%

Waiver Data	Type	Exp. Date	%
ExpenseRatio	Contractual	04-29-20	0.01

The issuing insurance company may receive a portion of the current expense ratio from the Fund adviser for Administrative Services. Refer to your prospectus for a complete list of additional policy and rider fees and expenses.

#### Risk Measures as of 09-30-19

	Port Avg	Rel Bmark	Rel Cat
3 Yr Std Dev	4.51	0.96	0.87
3 Yr Beta	0.95	—	0.87
3 Yr Sharpe Ratio	0.65	0.71	1.00
3 Yr Alpha	-1.12	—	0.88
3 Yr R-squared	98.16	—	1.01

#### Morningstar Super Sectors as of 08-31-19

Sector	% Fund
Cyclical	36.92
Sensitive	32.27
Defensive	30.82

#### Morningstar F-I Sectors as of 08-31-19

Sector	% Fund	% Category
Government	53.72	28.18
Corporate	24.47	32.47
Securitized	16.78	18.27
Municipal	0.27	4.38
Cash/Cash Equivalents	2.50	13.07
Other	2.27	3.64

Fund holdings and sectors change daily, may differ from those shown and should not be considered a recommendation to buy or sell securities.

### Notes

Neither ALPS Variable Investment Trust nor Morningstar, Inc. is an affiliate of the issuing insurance company.

NOT A DEPOSIT. NOT GUARANTEED. MAY LOSE VALUE.

# Disclosure

## Benchmark: Morningstar Mod Con Tgt Risk TR USD

The Morningstar Target Risk Index family is designed to meet the needs of investors who would like to maintain a target level of equity exposure through a portfolio diversified across equities, bonds and inflation-hedged instruments. The Morningstar Moderately Conservative Target Risk Index seeks approximately 40% exposure to global equity markets.

## Morningstar Rating™

The Morningstar Rating™ for funds, or "star rating", is calculated for managed products (including mutual funds, variable annuity and variable life subaccounts, exchange-traded funds, closed-end funds, and separate accounts) with at least a three-year history. Exchange-traded funds and open-ended mutual funds are considered a single population for comparative purposes. It is calculated based on a Morningstar Risk-Adjusted Return measure that accounts for variation in a managed product's monthly excess performance, placing more emphasis on downward variations and rewarding consistent performance. The Morningstar Rating does not include any adjustment for sales loads. The top 10% of products in each product category receive 5 stars, the next 22.5% receive 4 stars, the next 35% receive 3 stars, the next 22.5% receive 2 stars, and the bottom 10% receive 1 star. The Overall Morningstar Rating for a managed product is derived from a weighted average of the performance figures associated with its three-, five-, and 10-year (if applicable) Morningstar Rating metrics. The weights are: 100% three-year rating for 36-59 months of total returns, 60% five-year rating/40% three-year rating for 60-119 months of total returns, and 50% 10-year rating/30% five-year rating/20% three-year rating for 120 or more months of total returns. While the 10-year overall star rating formula seems to give the most weight to the 10-year period, the most recent three-year period actually has the greatest impact because it is included in all three rating periods.

## Morningstar Return

The Morningstar Return rates a fund's performance relative to other managed products in its Morningstar Category. It is an assessment of a product's excess return over a risk-free rate (the return of the 90-day Treasury Bill) in comparison with the products in its Morningstar category. In each Morningstar category, the top 10% of products earn a High Morningstar Return (High), the next 22.5% Above Average (+Avg), the middle 35% Average (Avg), the next 22.5% Below Average (-Avg), and the bottom 10% Low (Low). Morningstar Return is measured for up to three time periods (three, five, and 10 years). These separate measures are then weighted and averaged to produce an overall measure for the product. Products with less than three years of performance history are not rated.

## Morningstar Risk

Morningstar Risk evaluates a fund's downside volatility relative to that of other products in its Morningstar Category. It is an assessment of the variations in monthly returns, with an emphasis on downside variations, in comparison with the products in its Morningstar category. In each Morningstar category, the 10% of products with the lowest measured risk are described as Low Risk (Low), the next 22.5% Below Average (-Avg), the middle 35% Average (Avg), the next 22.5% Above Average (+Avg), and the top 10% High (High).

Morningstar Risk is measured for up to three time periods (three, five, and 10 years). These separate measures are then weighted and averaged to produce an overall measure for the product. Products with less than three years of performance history are not rated.

## Morningstar Category

Morningstar assigns categories to separate accounts portfolios. Portfolios are placed in a given category based on their average holdings statistics over the past three years. Morningstar's editorial team also reviews and approves all category assignments. If the portfolio is new and has no history, Morningstar estimates where it will fall before giving it a more permanent category assignment. When necessary, Morningstar may change a category assignment based on recent changes to the portfolio. In the United States, Morningstar supports 110 categories.

## Principal Risk Definitions:

### Loss of Money

Because the investment's market value may fluctuate up and down, an investor may lose money, including part of the principal, when he or she buys or sells the investment.

### Not FDIC Insured

The investment is not a deposit or obligation of, or guaranteed or endorsed by, any bank and is not insured by the Federal Deposit Insurance Corporation, the Federal Reserve Board, or any other U.S. governmental agency.

### Nondiversification

A nondiversified investment, as defined under the Investment Act of 1940, may have an increased potential for loss because its portfolio includes a relatively small number of investments. Movements in the prices of the individual assets may have a magnified effect on a nondiversified portfolio. Any sale of the investment's large positions could adversely affect stock prices if those positions represent a significant part of a company's outstanding stock.

### ETF

Investments in exchange-traded funds ("ETF") generally reflect the risks of owning the underlying securities they are designed to track, although they may be subject to greater liquidity risk and higher costs than owning the underlying securities directly because of their management fees. Shares of ETFs are subject to market trading risk, potentially trading at a premium or discount to net asset value.

### Industry and Sector Investing

Concentrating assets in a particular industry, sector of the economy, or markets may increase volatility because the investment will be more susceptible to the impact of market, economic, regulatory, and other factors affecting that industry or sector compared with a more broadly diversified asset allocation.

### Underlying Fund/Fund of Funds

A portfolio's risks are closely associated with the risks of the securities and other investments held by the underlying or subsidiary funds, and the ability of the portfolio to meet its investment objective likewise depends on the ability of the

underlying funds to meet their objectives. Investment in other funds may subject the portfolio to higher costs than owning the underlying securities directly because of their management fees.

## Derivatives

Investments in derivatives may be subject to the risk that the advisor does not correctly predict the movement of the underlying security, interest rate, market index, or other financial asset, or that the value of the derivative does not correlate perfectly with either the overall market or the underlying asset from which the derivative's value is derived. Because derivatives usually involve a small investment relative to the magnitude of liquidity and other risks assumed, the resulting gain or loss from the transaction will be disproportionately magnified. These investments may result in a loss if the counterparty to the transaction does not perform as promised.

## Fixed-Income Securities

The value of fixed-income or debt securities may be susceptible to general movements in the bond market and are subject to interest-rate and credit risk.

## Shareholder Activity

Frequent purchases or redemptions by one or multiple investors may harm other shareholders by interfering with the efficient management of the portfolio, increasing brokerage and administrative costs and potentially diluting the value of shares. Additionally, shareholder purchase and redemption activity may have an impact on the per-share net income and realized capital gains distribution amounts, if any, potentially increasing or reducing the tax burden on the shareholders who receive those distributions.

## ETN

Investments in exchange-traded notes ("ETN") may be subject to the risk that their value is reduced because of poor performance of the underlying index or a downgrade in the issuer's credit rating, potentially resulting in default. The value of these securities may also be impacted by time to maturity, level of supply and demand, and volatility and lack of liquidity in underlying markets, among other factors. The portfolio bears its proportionate share of fees and expenses associated with investment in ETNs, and its decision to sell these holdings may be limited by the availability of a secondary market.

## Management

Performance is subject to the risk that the advisor's asset allocation and investment strategies do not perform as expected, which may cause the portfolio to underperform its benchmark, other investments with similar objectives, or the market in general. The investment is subject to the risk of loss of income and capital invested, and the advisor does not guarantee its value, performance, or any particular rate of return.

## Investment Risk:

*Foreign Securities Funds/Emerging Markets Funds:* The investor should note that funds that invest in foreign securities involve special additional risks. These risks include, but are not limited to, currency risk, political risk, and risk

# Disclosure

associated with varying accounting standards. Investing in emerging markets may accentuate these risks.

**Sector Funds:** The investor should note that funds that invest exclusively in one sector or industry involve additional risks. The lack of industry diversification subjects the investor to increased industry-specific risks.

**Non-Diversified Funds:** The investor should note that funds that invest more of their assets in a single issuer involve additional risks, including share price fluctuations, because of the increased concentration of investments.

**Small Cap Funds:** The investor should note that funds that invest in stocks of small companies involve additional risks. Smaller companies typically have a higher risk of failure, and are not as well established as larger blue-chip companies. Historically, smaller-company stocks have experienced a greater degree of market volatility than the overall market average.

**Mid Cap Funds:** The investor should note that funds that invest in companies with market capitalizations below \$10 billion involve additional risks. The securities of these companies may be more volatile and less liquid than the securities of larger companies.

**High-Yield Bond Funds:** The investor should note that funds that invest in lower-rated debt securities (commonly referred to as junk bonds) involve additional risks because of the lower credit quality of the securities in the portfolio. The investor should be aware of the possible higher level of volatility, and increased risk of default.

**Tax-Free Municipal Bond Funds:** The investor should note that the income from tax-free municipal bond funds may be subject to state and local taxation and the Alternative Minimum Tax.

## Morningstar Style Box™

The Morningstar Style Box™ reveals a fund's investment style as of the date noted on this report.

For equity funds the vertical axis shows the market capitalization of the long stocks owned and the horizontal axis shows investment style (value, blend, or growth).

For fixed-income funds, the vertical axis shows the credit quality of the long bonds owned and the horizontal axis shows interest rate sensitivity as measured by a bond's effective duration. Morningstar seeks credit rating information from fund companies on a periodic basis (e.g., quarterly). In compiling credit rating information Morningstar accepts credit ratings reported by fund companies that have been issued by all Nationally Recognized Statistical Rating Organizations (NRSROs). For a list of all NRSROs, please visit <http://www.sec.gov/divisions/marketreg/ratingagency.htm>.

Additionally, Morningstar accepts foreign credit ratings from widely recognized or registered rating agencies. If two rating organizations/agencies have rated a security, fund companies are to report the lower rating; if three or more organizations/agencies have rated a security, fund companies are to report the median rating, and in cases where there are more than two organization/agency ratings and a median rating does not exist, fund companies are to use the lower of the two middle ratings. PLEASE NOTE: Morningstar, Inc. is not itself an NRSRO nor does it issue a credit rating on the fund. An NRSRO or rating agency ratings can change from time-to-time.

For credit quality, Morningstar combines the credit rating information provided by the fund companies with an average

default rate calculation to come up with a weighted-average credit quality. The weighted-average credit quality is currently a letter that roughly corresponds to the scale used by a leading NRSRO. Bond funds are assigned a style box placement of "low", "medium", or "high" based on their average credit quality. Funds with a low credit quality are those whose weighted-average credit quality is determined to be less than "BBB-"; medium are those less than "AA-", but greater or equal to "BBB-"; and high are those with a weighted-average credit quality of "AA-" or higher. When classifying a bond portfolio, Morningstar first maps the NRSRO credit ratings of the underlying holdings to their respective default rates (as determined by Morningstar's analysis of actual historical default rates). Morningstar then averages these default rates to determine the average default rate for the entire bond fund. Finally, Morningstar maps this average default rate to its corresponding credit rating along a convex curve.

For interest-rate sensitivity, Morningstar obtains from fund companies the average effective duration. Generally, Morningstar classifies a fixed-income fund's interest-rate sensitivity based on the effective duration of the Morningstar Core Bond Index (MCBI), which is currently three years. The classification of Limited will be assigned to those funds whose average effective duration is between 25% to 75% of MCBI's average effective duration; funds whose average effective duration is between 75% to 125% of the MCBI will be classified as Moderate; and those that are at 125% or greater of the average effective duration of the MCBI will be classified as Extensive.

For municipal bond funds, Morningstar also obtains from fund companies the average effective duration. In these cases static breakpoints are utilized. These breakpoints are as follows: (i) Limited: 4.5 years or less; (ii) Moderate: more than 4.5 years but less than 7 years; and (iii) Extensive: more than 7 years. In addition, for non-US taxable and non-US domiciled fixed income funds static duration breakpoints are used: (i) Limited: less than or equal to 3.5 years; (ii) Moderate: greater than 3.5 and less than or equal to 6 years; (iii) Extensive: greater than 6 years.

## Prospectus Net Expense Ratio

The percentage of fund assets, net of reimbursements, used to pay for operating expenses and management fees, including 12b-1 fees, administrative fees, and all other asset-based costs incurred by the fund, except brokerage costs. Fund expenses are reflected in the fund's NAV. Sales charges are not included in the expense ratio.

## Prospectus Gross Expense Ratio

The percentage of fund assets used to pay for operating expenses and management fees, including 12b-1 fees, administrative fees, and all other asset-based costs incurred by the fund, except brokerage costs. Fund expenses are reflected in the fund's NAV. Sales charges are not included in the expense ratio.

## 12b-1 Fee

The maximum annual charge deducted from fund assets to pay for distribution and marketing costs. Although usually set on a percentage basis, this amount will occasionally be a flat figure. Only active 12b-1 plans are represented here. This information is taken directly from the fund's prospectus.

(Morningstar lists the maximum amount.)

## Portfolio Statistic Definitions

**P/E Ratio** Price/Earnings (P/E) Ratio is a stock's current price divided by the company's trailing 12-month earnings per share.

**P/B Ratio** Price/Book (P/B) Ratio is the weighted average of the price/book ratios of all the stocks in a portfolio.

**P/C Ratio** Price/Cash (P/C) Ratio represents the weighted average of the price/cash-flow ratios of the stocks in a portfolio.

**GeoAvgCap** Geometric Average Cap is the geometric mean of the market capitalization for all of the stocks the portfolio owned.

## Risk Measures

Standard deviation is a statistical measure of the volatility of the fund's returns.

Beta is a measure of a fund's sensitivity to market movements. A portfolio with a beta greater than 1 is more volatile than the market, and a portfolio with a beta less than 1 is less volatile than the market.

Sharpe ratio uses standard deviation and excess return to determine reward per unit of risk.

Alpha measures the difference between a fund's actual returns and its expected performance, given its level of risk (as measured by beta).

R-squared reflects the percentage of a fund's movements that are explained by movements in its benchmark index, showing the degree of correlation between the fund and the benchmark.

Ameritas Life Insurance Corp. ("Ameritas Life") currently issues variable products in approved states (Forms #6150 and 6200, variable annuities, and Forms #4003 and 4051, variable life insurance). This investment option may also be available to policy owners of previously issued variable products no longer offered for sale, including those previously issued by The Union Central Life Insurance Company (merged with and into Ameritas Life Insurance Corp. in 2014) and Ameritas Life Insurance Corp. of New York. Variable products underwritten by affiliate Ameritas Investment Corp.

***This portfolio update must be preceded or accompanied by variable product prospectuses from the issuing company. The prospectuses include more details, such as investment objectives, risks, limitations, charges and expenses. Read them carefully before you direct your investment. Variable products are subject to investment risk, including the possible loss of principal.***

This information is provided by Ameritas®, which is a marketing name for subsidiaries of Ameritas Mutual Holding Company, including, but not limited to: Ameritas Life Insurance Corp., 5900 O Street, Lincoln, Nebraska 68510; Ameritas Life Insurance Corp. of New York, (licensed in New York) 1350 Broadway, Suite 2201, New York, New York 10018; and Ameritas Investment Corp, member FINRA/SIPC. Each company is solely responsible for its own financial condition and contractual obligations. For more information

## Disclosure

about Ameritas®, visit [ameritas.com](http://ameritas.com).

Ameritas® and the bison design are registered service marks of Ameritas Life Insurance Corp. Fulfilling life® is a registered service mark of Ameritas Holding Company.

© 2019 Ameritas Mutual Holding Company